



IOWA RACING & GAMING COMMISSION

2023 ANNUAL REPORT

Kim Reynolds, Governor
Adam Gregg, Lt. Governor

6200 Park Ave., Ste. 100
Des Moines, IA 50321
IRGC.iowa.gov

TABLE OF CONTENTS

Commission Letter	3
Commissioners	5
Total Revenues	6
Qualified Sponsoring Organizations	7
State Licensed Entities	8
Financial Overview	10
Gambling Games	12
Sports Wagering & Fantasy Sports Contests	15
Pari-Mutuel	20
Voluntary Self-Exclusion Program	24
Economic Impact	25
Historical Timeline	26
Statement of Financial Position	28
5-Year Comparisons	29

March 27, 2024

The Honorable Kim Reynolds
Governor, State of Iowa
State Capitol
Des Moines, IA 50309

Dear Governor Reynolds:

I am pleased to submit the 2023 Annual Report on behalf of the Iowa Racing and Gaming Commission (“commission”). Iowa has the oldest regulated gaming market outside of Nevada and New Jersey. In 2023, the commission marked its 40th year in existence. What started as a humble racing commission in 1983 was legislatively expanded to include riverboat gaming in 1989 and sports wagering in 2019. Today, the racing and gaming industry in Iowa is one of the largest, single contributors to the state budget. The commission takes its mission to administer the laws and rules for this important industry in order to ensure the integrity of licensees and their operations, maintain public confidence in regulated gambling and wagering activities in Iowa, and promote economic development for the citizens of Iowa very seriously. As a result, this commission has continued to challenge the industry to invest more in its mature Iowa operations, proactively worked with the industry on issues and taken a firm but fair stance on regulatory violations.

In 2023, the Iowa gaming industry was competing against back to back record-breaking revenue years in 2021 and 2022 and additional competition with new casinos and sports wagering options in surrounding states. While revenue was down slightly from 2022’s all-time highest revenue mark since casino gaming was authorized in the state, 2023’s revenue mark remains a healthy increase from pre-Covid years. Specifically, in 2023 the industry generated more than \$368 million in overall state and local gaming taxes.

In 2022, the commission challenged operators to reinvest some of their record-breaking revenue gains back into the Iowa gaming industry and rethink how they could compete, innovate and grow in their mature market. In 2023, as a result of those frank and honest conversations, the industry continued to recommit to its Iowa facilities and reinvest in Iowa. For example, Casino Queen in Marquette, the smallest market in Iowa committed to replace its riverboat operation with a new land-based facility. That project is slated to be completed in late 2024 or early 2025 with a total investment of over \$15 million. Prairie Meadows Casino in Altoona completed a \$12.1 million hotel remodel. Harrah’s Casino in Council Bluffs invested over \$8 million in an expanded gaming floor, improvements to its Stir Cove concert venue and a new Guy Fieri’s restaurant. They also committed to a much-needed hotel remodel. Catfish Bend Casino in Burlington spent \$7.7 million on changes to its greater complex. Q Casino in Dubuque invested over \$6.8 million on phase one of its massive refresh and remodel, undertaking a

6200 PARK AVE., SUITE 100 | DES MOINES, IOWA 50321

PHONE: 515-281-7352 | FAX: 515-242-6560 | <https://irgc.iowa.gov>

multi-stage project to add and upgrade amenities and become an area destination. The Isle Casino in Waterloo also committed to and started a \$5.3 million hotel renovation. Additionally, Diamond Jo Worth near Northwood replaced its old buffet area with a new Gastro Pub at a cost of \$3.6 million.

The unique nature of Iowa gaming and the statutory requirement for a non-profit partnership has also continued to pay dividends to communities throughout Iowa. In 2023, over \$58.5 million was paid to non-profit licensees who in turn distributed those funds within their communities. Those funds contributed to new firetrucks, community pool complexes, mental health funding, child care complexes, public library funding, veteran projects, low income housing, public art, job training, college scholarships and countless other projects.

The year brought new challenges as the commission worked to implement federal legislation for thoroughbred horse racing in the state under the Horseracing Safety and Integrity Authority. The commission also met with stakeholders in the racing industry about ways to ensure a viable racing industry in the state going forward. Additionally, the commission requested a study, to be completed in 2024, on additional options for improving racing in Iowa.

Finally, another change at the close of 2023 was the resignation of Administrator Brian Ohorilko. He has been a dedicated and passionate public servant in the gaming industry and for the state of Iowa for 20 years. As a result of Mr. Ohorilko's departure, the commission organized a search committee, posted the administrator position and started the screening and interview process to fill the position. In the meantime, the commission appointed Tina Eick to act as the interim administrator. Ms. Eick has been with the commission for over seven years as the Director of Operations and the Deputy Administrator. The commission is appreciative of its staff for their continued hard work. While the leadership of Mr. Ohorilko will be missed, the commission is confident that staff will continue to serve the industry and the state with the same dedication and hard work.

It continues to be a pleasure and a privilege for me and the other commissioners to serve at your request on the commission. Our diverse, independent thinking group of commissioners have come together to continue to fulfill the commission's mission. As we look forward to 2024, the integrity and health of the racing and gaming industry remains our highest priority.

Sincerely,

Daryl Olsen, Chair

A handwritten signature in cursive script that reads "Daryl Olsen".

Commissioners



**DARYL
OLSEN**

Republican
Original term began May 1, 2020
Current term ends April 30, 2026



MARK CAMPBELL

Democrat
Original term began May 1, 2021
Current term ends April 30, 2024



JULIE ANDRES

Republican
Original term began May 1, 2019
Current term ends April 30, 2025



AMY BURKHART

Independent
Original term began May 1, 2021
Current term ends April 30, 2024



ALAN OSTERGREN

Republican
Original term began May 1, 2023
Current term ends April 30, 2026



2023 Meeting Dates

- January 26
- March 2
- April 20
- June 15
- July 7
- August 24
- November 16
- December 19



LANCE HORBACH

Republican
Not a current Commissioner.
Term ended April 30, 2023

- Chair: Daryl Olsen; Vice Chair: Mark Campbell; Remaining Commissioners listed in alphabetical order by last name.
- December 19 was an emergency meeting
- Full minutes are available on the Commission's website: <https://irgc.iowa.gov>

Total Revenues

1985 - Present

Racing and gaming licensees have been generating tax revenue to the State of Iowa since June 1, 1985. The following 38 years would see the industry bring more than \$7.5 billion to Iowa through state, county, and city taxes.

State Taxes

Taxes collected by the commission are distributed to various state funds including the General Fund. Taxed activities include pari-mutuel wagering, casino games, sports wagering, and fantasy sports contests. In addition to the General Fund appropriations, the legislature has periodically used other funds for distribution of tax revenue:

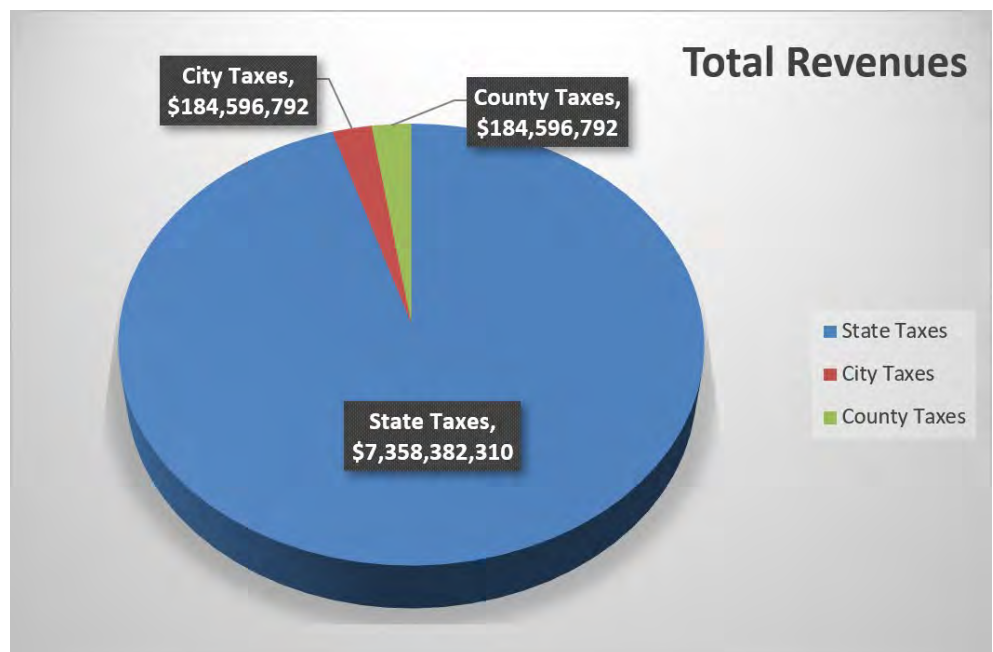
- Gambler's Assistance Fund** - Collected from 1991 until 2009, these monies were appropriated to the Department of Public Health for the purpose of operating a Gambling Treatment Program. Funding for responsible gaming is now distributed via the General Fund.
- County Endowment Fund** - Collection started in 2004 and is ongoing. These monies are appropriated to the Department of Revenue for the purposes of addressing county-wide needs in counties that don't have a licensed facility.
- Special Fund** - Collection began in 2009 and is ongoing. These monies are appropriated to various initiatives, including the Department of Cultural Affairs to establish a community grant program for promotion of local cultural activities and tourist attractions and the community development division of Economic Development Authority for regional tourism marketing.

County Taxes

Identified as tax requirements under Iowa Code 99D and 99F, but collected and distributed directly by the counties where licensed casinos and racetracks are located.

City Taxes

Identified as tax requirements under Iowa Code 99D and 99F, but collected and distributed directly by the municipalities where casinos and racetracks are located.




Qualified Sponsoring Organizations

All for-profit commercial gaming operators in Iowa have an agreement with a qualified sponsoring organization (QSO) licensed to conduct gambling games. QSOs are nonprofit organizations that receive a portion of their respective operator's gaming revenue as set forth in each agreement. These nonprofit license holders reinvest in numerous charitable and civic needs in their areas. A listing of each QSO can be found on the Commission's website.

Furthermore, pursuant to Iowa Code 99F.5(1), each QSO receives a minimum of three-quarters of one percent of sports wagering net receipts.

Additionally, pursuant to Iowa Code 99F.11(4)"c", eight-tenths of one percent of the adjusted gross receipts is deposited in the County Endowment Fund under the control of the Department of Revenue. The money is distributed to the 84 counties in Iowa without casinos.



Iowa's QSOs distributed \$58,360,128 in CY23.
The County Endowment Fund received \$13,468,233 for distribution in CY23.

State Licensed Entities

Casino & Racetrack Retail Locations (as of 12/31/2023)

Ameristar - Council Bluffs

Casino Queen - Marquette

Catfish Bend - Burlington

Diamond Jo Dubuque - Dubuque

Diamond Jo Worth - Northwood

Grand Falls - Larchwood

Hard Rock - Sioux City

Harrah's - Council Bluffs

Horseshoe - Council Bluffs

Isle Bettendorf - Bettendorf

Isle Waterloo - Waterloo

Lakeside - Osceola

Prairie Meadows - Altoona

Q Casino - Dubuque

Rhythm City - Davenport

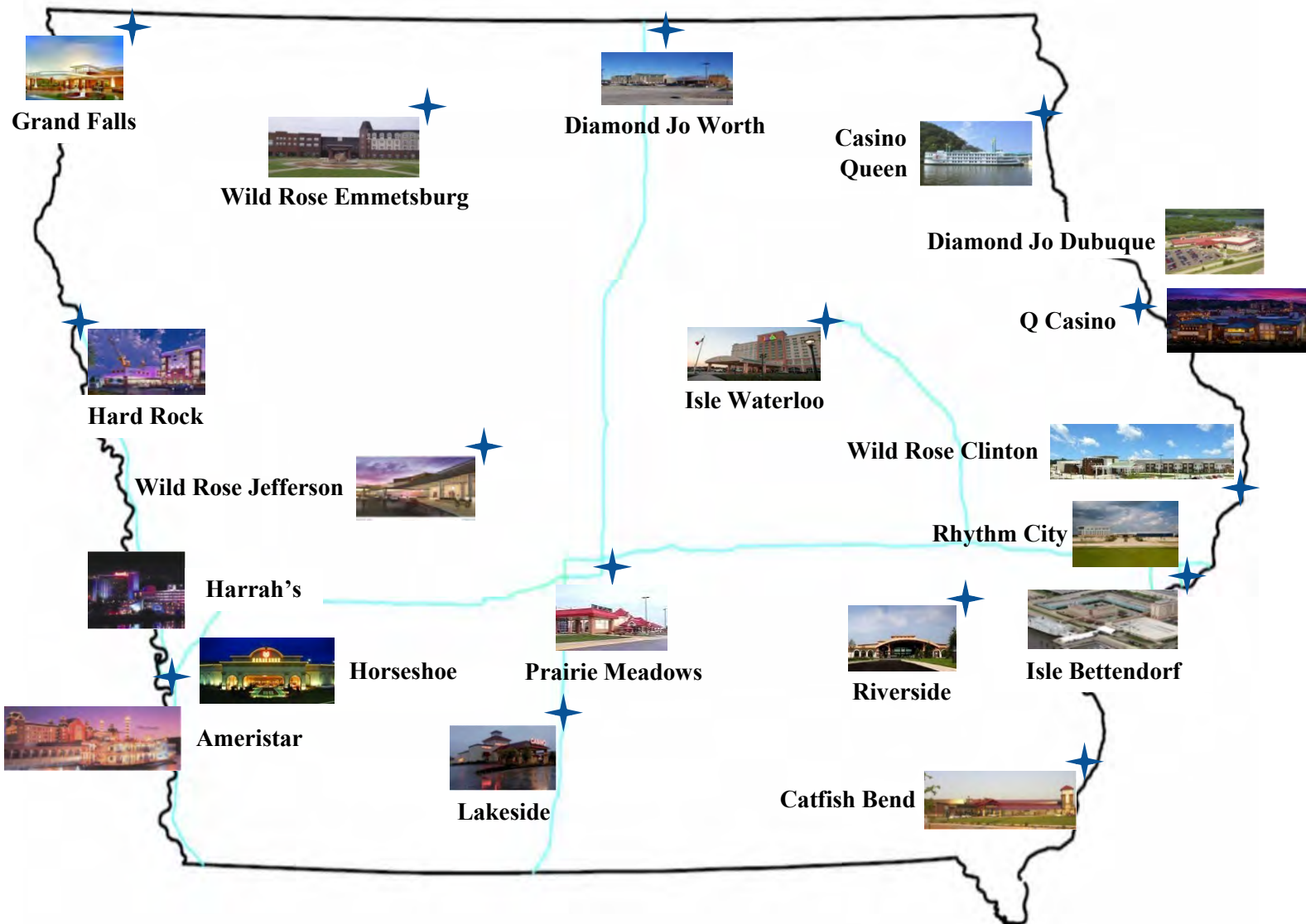
Riverside - Riverside

Wild Rose Clinton - Clinton

Wild Rose Emmetsburg - Emmetsburg

Wild Rose Jefferson - Jefferson

*Names above and on the rest of this report are how the facilities are referred to locally. For their licensed names, please visit the Commission's website at <https://irgc.iowa.gov/licensing-information/facility-licenses>.



State Licensed Entities

Sports Wagering & Fantasy Operators

Fantasy Sports Operators				
DraftKings		FanDuel		
Sports Operator By Location				
Facility Name	Retail (In-Person)	1st ADSW (Mobile)	2nd ADSW (Mobile)	3rd ADSW (Mobile)
Ameristar	Ameristar	ESPN Bet		
Casino Queen	Bet CQ	Bet365		
Catfish Bend	PointsBet	PointsBet		
Diamond Jo Dubuque	FanDuel	FanDuel	Betway	
Diamond Jo Worth	FanDuel	BetMGM		
Grand Falls	Betfred	Betfred	BallyBet	
Hard Rock	Hard Rock Sportsbook	Hard Rock Sportsbook		
Harrah's	Caesars Sportsbook	Caesars Sportsbook		
Horseshoe	Caesars Sportsbook	Caesars Sportsbook		
Isle Bettendorf	Caesars Sportsbook	Caesars Sportsbook	Tipico	
Isle Waterloo	Caesars Sportsbook	Caesars Sportsbook	SuperBook	
Lakeside	DRF ¹	DRF		
Prairie Meadows	Caesars Sportsbook	Caesars Sportsbook		
Q Casino	Q Sportsbook	Q Sportsbook	ClutchBet	
Rhythm City	Betfred	Elite Sportsbook ¹		
Riverside	Betfred	Elite Sportsbook ¹		
Wild Rose Clinton	Wild Rose Clinton	DraftKings	BetRivers	
Wild Rose Emmetsburg	Wild Rose Emmetsburg	DraftKings		
Wild Rose Jefferson	Wild Rose Jefferson	DraftKings	BetRivers	Circa Sports

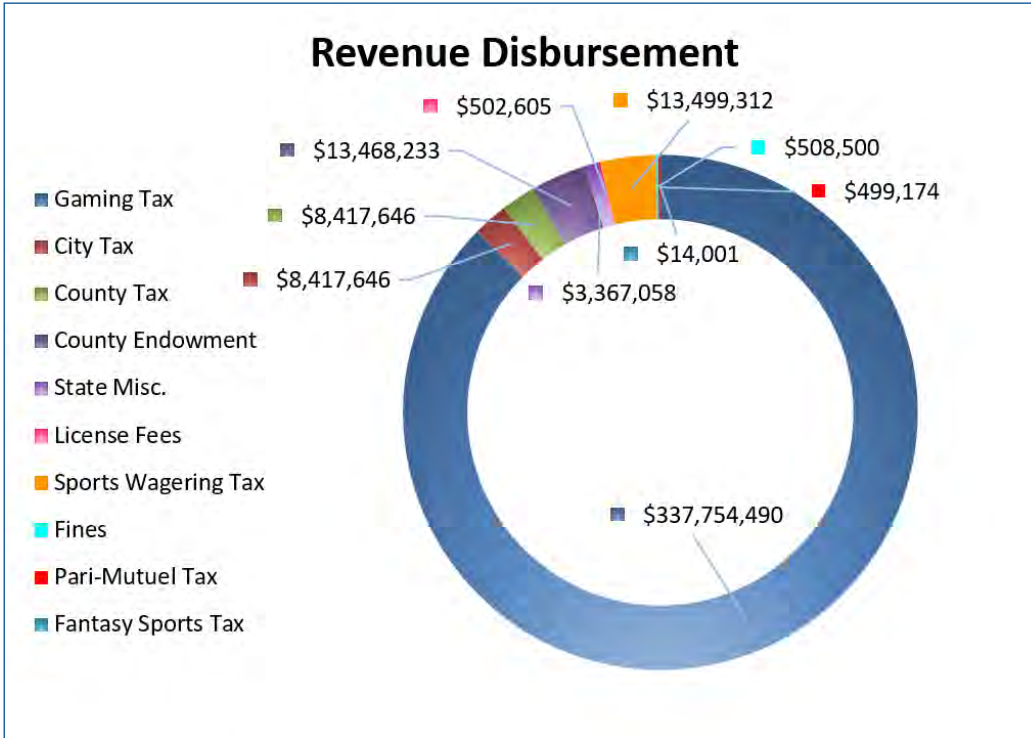
Note:

- Blank cells indicate there was no relevant operator licensed.
- Barstool rebranded as ESPN Bet in November 2023.
- BallyBet paused their operations for approximately 5 months.

¹ Withdrew from the Iowa market in 2023.

Financial Overview

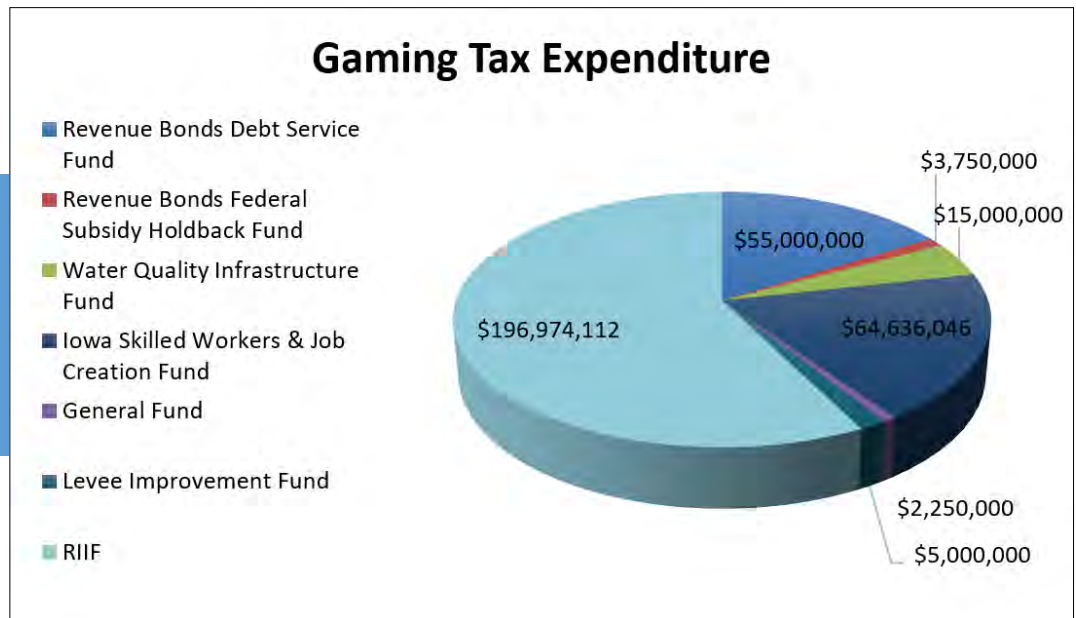
State Revenue Distribution



\$386,448,664 in revenue went back to cities, counties, and the state.

Note: Amounts above are from January 1st, 2023 through December 31st, 2023.

Gaming tax is distributed to several different funds.



Note:

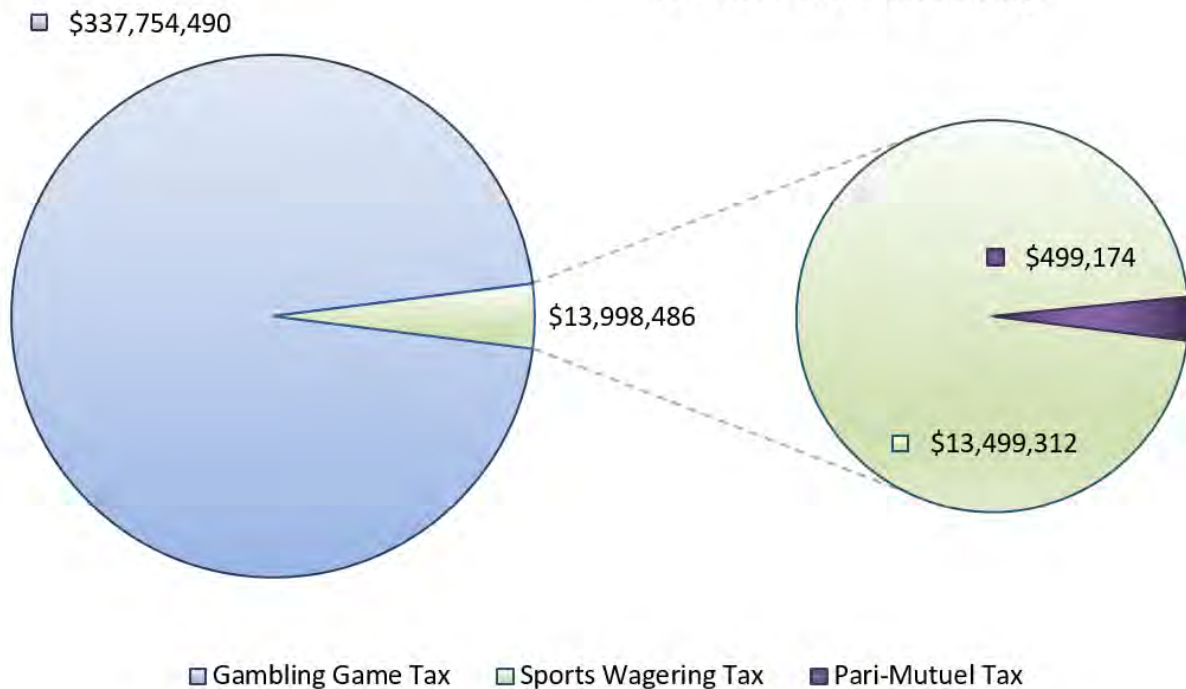
- Amounts above are as reported by the Department of Management (DOM). The DOM reports on a weekly basis, starting at the beginning of the fiscal year.
- The RIIF amount includes extra monies that were underreported in 2022.

Financial Overview

Tax Source Breakdown

Activity Taxed	Total Taxes
Gambling Game Revenue	\$337,754,490
Sports Wagering Revenue	\$13,499,312
Pari-Mutuel Handle	\$499,174
Fantasy Sports Revenue	\$14,001
	\$351,470,627

Tax Revenue Makeup



Gambling Games

Tax Explanation

The tax rate for gambling games is based on several factors, including the type of activity and adjusted gross revenue (AGR) accumulated.



Rate Details

Riverboat and gambling structures	First \$1,000,000: 5%	> \$1,000,000 - \$3,000,000: 10%	> \$3,000,000: 22%	
Racetrack enclosures with a table games license and no other licensees in the same county	First \$1,000,000: 5%	> \$1,000,000 - \$3,000,000: 10%	> \$3,000,000: 24%	
Racetrack enclosures issued a table games license in the same county as other licensees	First \$1,000,000: 5%	> \$1,000,000 - \$3,000,000: 10%	> \$3,000,000: 22% <small>No licensees currently fall under this category.</small>	If adjusted gross receipts are more than \$100 million, instead of 22%: 24%

Gambling Games

Slot & Table Statistics

Category	Cumulative Amount	Change from CY 2022
Total Admissions	17,007,198	(0.61%)
Slot Drop	\$10,279,126,050	0.35%
Slot Coin-In	\$16,014,624,214	(1.24%)
Slot Revenue	\$1,570,803,693	(0.98%)
Table Drop	\$795,461,013	(1.95%)
Table Revenue	\$172,961,263	(3.28%)
Adjusted Gross Revenue	\$1,743,764,956	(1.22%)

Facility Name	Slot Drop	Slot Coin-In	Slot Revenue	Table Drop	Table Revenue	Adjusted Gross Revenue
Ameristar	\$1,063,799,970	\$1,714,835,680	\$163,170,741	\$103,748,259	\$21,383,335	\$184,554,076
Casino Queen	\$140,490,223	\$204,359,701	\$20,914,906	\$2,032,437	\$395,701	\$21,310,607
Catfish Bend	\$276,731,214	\$444,596,777	\$41,444,787	\$16,279,390	\$3,935,493	\$45,380,280
Diamond Jo Dubuque	\$445,744,740	\$717,858,666	\$71,679,830	\$25,908,321	\$5,259,957	\$76,939,787
Diamond Jo Worth	\$606,931,076	\$965,961,354	\$96,052,749	\$53,187,686	\$10,169,449	\$106,222,198
Grand Falls	\$535,638,940	\$913,535,557	\$87,137,623	\$49,970,166	\$11,911,487	\$99,049,110
Hard Rock	\$496,688,047	\$866,467,998	\$84,472,770	\$44,263,999	\$9,093,359	\$93,566,129
Harrah's	\$357,045,185	\$610,377,466	\$64,248,199	\$31,189,384	\$6,686,010	\$70,934,209
Horseshoe	\$895,037,037	\$1,522,342,150	\$159,289,114	\$151,348,934	\$34,897,035	\$194,186,149
Isle Bettendorf	\$437,472,126	\$641,273,627	\$64,433,852	\$22,588,856	\$4,582,579	\$69,016,431
Isle Waterloo	\$576,726,864	\$836,645,574	\$86,248,256	\$33,407,478	\$8,418,304	\$94,666,560
Lakeside	\$292,985,567	\$419,888,553	\$47,928,061	\$8,795,920	\$1,958,082	\$49,886,143
Prairie Meadows	\$1,651,271,267	\$2,437,342,479	\$223,064,282	\$97,156,662	\$21,283,764	\$244,348,046
Q Casino	\$274,160,344	\$431,220,880	\$42,288,454	\$26,310,544	\$4,446,231	\$46,734,685
Rhythm City	\$707,032,510	\$1,047,924,741	\$102,500,147	\$51,728,822	\$10,295,757	\$112,795,904
Riverside	\$838,214,895	\$1,222,589,009	\$117,827,872	\$51,149,378	\$13,270,365	\$131,098,237
Wild Rose Clinton	\$230,874,775	\$345,063,766	\$32,151,057	\$8,670,362	\$1,456,797	\$33,607,854
Wild Rose Emmetsburg	\$212,500,143	\$305,902,954	\$30,549,512	\$9,034,855	\$1,728,568	\$32,278,080
Wild Rose Jefferson	\$239,781,127	\$366,437,282	\$35,401,481	\$8,689,560	\$1,788,990	\$37,190,471

Gambling Games

Tax Receipts Per Facility


Facility Name	City Tax	County Tax	County Endowment	State Misc.	State Tax
Ameristar	\$880,538	\$880,538	\$1,408,860	\$352,215	\$34,836,037
Casino Queen	\$100,398	\$100,398	\$160,637	\$40,159	\$3,635,179
Catfish Bend	\$216,541	\$216,541	\$346,466	\$86,616	\$8,274,628
Diamond Jo Dubuque	\$375,008	\$375,008	\$600,012	\$150,003	\$14,604,321
Diamond Jo Worth	\$513,813	\$513,813	\$822,102	\$205,525	\$20,157,873
Grand Falls	\$476,682	\$476,682	\$762,692	\$190,673	\$18,676,769
Hard Rock	\$456,002	\$456,002	\$729,602	\$182,401	\$17,843,347
Harrah's	\$345,376	\$345,376	\$552,601	\$138,150	\$13,420,446
Horseshoe	\$944,816	\$944,816	\$1,511,705	\$377,926	\$41,123,399
Isle Bettendorf	\$332,545	\$332,545	\$532,073	\$133,018	\$12,908,297
Isle Waterloo	\$457,319	\$457,319	\$731,710	\$182,927	\$17,896,282
Lakeside	\$235,034	\$235,034	\$376,054	\$94,014	\$9,017,302
Prairie Meadows	\$1,200,307	\$1,200,307	\$1,920,491	\$480,123	\$52,357,288
Q Casino	\$227,146	\$227,146	\$363,433	\$90,858	\$8,692,284
Rhythm City	\$531,665	\$531,665	\$850,664	\$212,666	\$20,884,594
Riverside	\$632,092	\$632,092	\$1,011,347	\$252,837	\$24,892,366
Wild Rose Clinton	\$158,793	\$158,793	\$254,069	\$63,517	\$5,967,777
Wild Rose Emmetsburg	\$154,665	\$154,665	\$247,465	\$61,866	\$5,798,390
Wild Rose Jefferson	\$178,906	\$178,906	\$286,250	\$71,562	\$6,767,909

Sports Wagering & Fantasy Sports Contests

Tax Explanation

Revenue is taxed for both sports wagering and fantasy sports at a flat rate.

Sports wagering activity is categorized into retail (i.e. in-person) and Advance Deposit Sports Wagering (ADSW) (i.e. online). Both are taxed at the same rate.



Rate Details

Sports Wagering	6.75%
Fantasy Sports Contests	6.75% Per Iowa Code 99E.5(4)"b", internet fantasy sports contest service providers receive a tax credit up to the cost of their regulatory fees each year.

Sports Wagering

Statistics Per Facility

Facility Name	Retail Handle	Retail Revenue	ADSW Handle	ADSW Revenue	Total Handle	Total Revenue
Ameristar	\$48,834,398	\$4,286,815	\$79,246,825	\$5,396,099	\$128,081,223	\$9,682,914
Casino Queen	\$209,383	\$25,576	\$55,541,202	\$5,682,517	\$55,750,585	\$5,708,093
Catfish Bend	\$2,936,459	\$297,758	\$36,596,497	\$3,788,141	\$39,532,956	\$4,085,899
Diamond Jo Dubuque	\$7,605,097	\$816,248	\$564,431,519	\$57,392,161	\$572,036,617	\$58,208,409
Diamond Jo Worth	\$52,568,717	\$4,065,021	\$173,895,495	\$15,280,104	\$226,464,212	\$19,345,124
Grand Falls	\$20,467,395	\$1,634,550	\$18,292,767	\$980,862	\$38,760,162	\$2,615,412
Hard Rock	\$7,740,933	\$708,726	\$6,791,380	\$112,032	\$14,532,313	\$820,758
Harrah's	\$5,106,988	\$804,629	\$31,298,578	\$2,121,728	\$36,405,566	\$2,926,357
Horseshoe	\$35,027,879	\$2,711,877	\$39,848,576	\$2,667,454	\$74,876,455	\$5,379,331
Isle Bettendorf	\$6,944,704	\$757,102	\$50,063,226	\$3,210,608	\$57,007,929	\$3,967,710
Isle Waterloo	\$2,713,992	\$363,616	\$69,013,825	\$4,349,459	\$71,727,817	\$4,713,074
Lakeside	\$1,225,149	(\$86,732)	\$7,648,154	\$475,519	\$8,873,304	\$388,788
Prairie Meadows	\$8,749,010	\$669,909	\$150,889,175	\$9,916,799	\$159,638,185	\$10,586,708
Q Casino	\$5,954,748	\$422,858	\$7,425,211	\$396,000	\$13,379,958	\$818,858
Rhythm City	\$4,330,966	\$295,191	\$902,462	\$51,918	\$5,233,428	\$347,109
Riverside	\$3,406,046	\$98,118	\$4,921,575	\$223,671	\$8,327,621	\$321,788
Wild Rose Clinton	\$1,656,034	\$136,379	\$296,989,086	\$22,438,544	\$298,645,120	\$22,574,923
Wild Rose Emmetsburg	\$1,500,428	\$144,112	\$232,747,671	\$21,012,190	\$234,248,099	\$21,156,302
Wild Rose Jefferson	\$732,877	\$102,193	\$379,734,018	\$28,562,112	\$380,466,895	\$28,664,306
Total	\$217,711,202	\$18,253,944	\$2,206,277,242	\$184,057,918	\$2,423,988,444	\$202,311,863

Sports Wagering

Taxes Per Facility

Facility Name	State Tax
Ameristar	\$653,597
Casino Queen	\$384,702
Catfish Bend	\$275,798
Diamond Jo Dubuque	\$3,929,068
Diamond Jo Worth	\$1,305,796
Grand Falls	\$105,606
Hard Rock	\$55,401
Harrah's	\$107,004
Horseshoe	\$363,105
Isle Bettendorf	\$267,820
Isle Waterloo	\$318,133
Lakeside	\$27,075
Prairie Meadows	\$714,603
Q Casino	\$55,273
Rhythm City	\$25,629
Riverside	\$24,004
Wild Rose Clinton	\$1,523,807
Wild Rose Emmetsburg	\$1,428,050
Wild Rose Jefferson	\$1,934,841

Interesting Facts

- As of January 2024, 38 States and the District of Columbia have legalized some form of sports wagering.
- 2023 saw a new high in state tax revenue on sports wagering across retail and mobile platforms.

Sports Wagering

Statistics Per Licensee

Licensee Name	Handle	Payouts	Revenue
BallyBet	\$351,504	\$413,114	(\$61,610)
Barstool	\$79,246,825	\$73,850,726	\$5,396,099
Betfred	\$17,941,263	\$16,898,791	\$1,042,472
BetMGM	\$173,895,495	\$158,615,392	\$15,280,104
BetRivers	\$48,399,735	\$46,554,144	\$1,845,592
Betway	\$3,687,248	\$3,552,475	\$134,772
Caesars Sportsbook	\$331,528,520	\$309,590,642	\$21,937,879
Circa Sports	\$22,853,406	\$22,415,822	\$437,584
ClutchBet	\$4,323,267	\$4,023,177	\$300,090
DraftKings	\$838,217,634	\$768,487,963	\$69,729,671
DRF	\$7,648,154	\$7,172,005	\$476,149
Elite Sportsbook	\$5,824,037	\$5,548,448	\$275,589
FanDuel	\$560,744,272	\$503,486,883	\$57,257,389
Hard Rock Sportsbook	\$6,791,380	\$6,679,347	\$112,032
PointsBet	\$36,596,497	\$32,808,356	\$3,788,141
Q Sportsbook	\$3,101,943	\$3,006,034	\$95,910
Superbook	\$3,780,656	\$3,674,108	\$106,548
Tipico	\$5,804,203	\$5,583,213	\$220,991

Fantasy Sports Contests

Statistics Per Licensee

Licensee Name	Number of Sports Contests	Entry Fees	Revenue
DraftKings	2,223,204	\$8,815,385	\$1,011,511
FanDuel	65,425	\$1,431,832	\$146,043
Total	2,288,629	\$10,247,217	\$1,157,553

Sports & Fantasy Sports

Revenue Comparison

Sports Wagering & Fantasy Sports Revenue



Note: Sports Wagering Revenue combines Retail and ADSW.

Pari-mutuel

Tax Explanation

Taxes for all pari-mutuel activity are based on handle for each meet. There are three types of pari-mutuel activity in Iowa: live racing, Advance Deposit Wagering (ADW) and simulcasting. Taxes for Alternative Simulcasting Operators (ASO) are part of Simulcasting.



Rate Details

Live Horse Racing	<p style="text-align: center;">6%</p> <p>Per Iowa Code 99D.15, Prairie Meadows receives a tax credit of 6% of the gross sum wagered in a year when the gross sum wagered is less than \$90 million.</p>
ADW & Simulcasting	<p style="text-align: center;">2%</p> <p>Per Iowa Code 99D.15, Prairie Meadows receives a tax credit of 2% of the gross sum wagered in a year when the gross sum wagered is less than \$90 million.</p>

Pari-mutuel

Live Racing

Prairie Meadows Racetrack and Casino is currently the only facility in Iowa offering wagers on live races. It hosted 140 performances during its 2023 racing season.

Performance Type	Number of Performances	First Performance	Last Performance
Thoroughbred	80	May 12	September 30
Quarter Horse	60	June 18	September 30

As part of the effort to ensure the safety of race animals and the integrity of races, tests are performed for foreign substances in race horses. All horses that win or place second are screened for foreign substances. Random checks are also performed on animals out of competition.

Quarter Horses Test Results

Tests found six positive results:

Clenbuterol - 4

Albuterol - 1

Zilpaterol - 1

It's the Commission's responsibility to perform tests for Quarter Horses. In 2023, the Commission contracted with Industrial Laboratories to conduct testing on racing animals.

The Horseracing Integrity and Safety Authority (HISA) is a federal agency that oversees Thoroughbred racing. Beginning in 2023, HISA has authority over testing performed on Thoroughbred horses. HISA also has sole authority to report the results of those tests.



Note:

- Live Greyhound racing ceased in 2022 in Iowa.
- See HISA resources for information on current Thoroughbred testing.

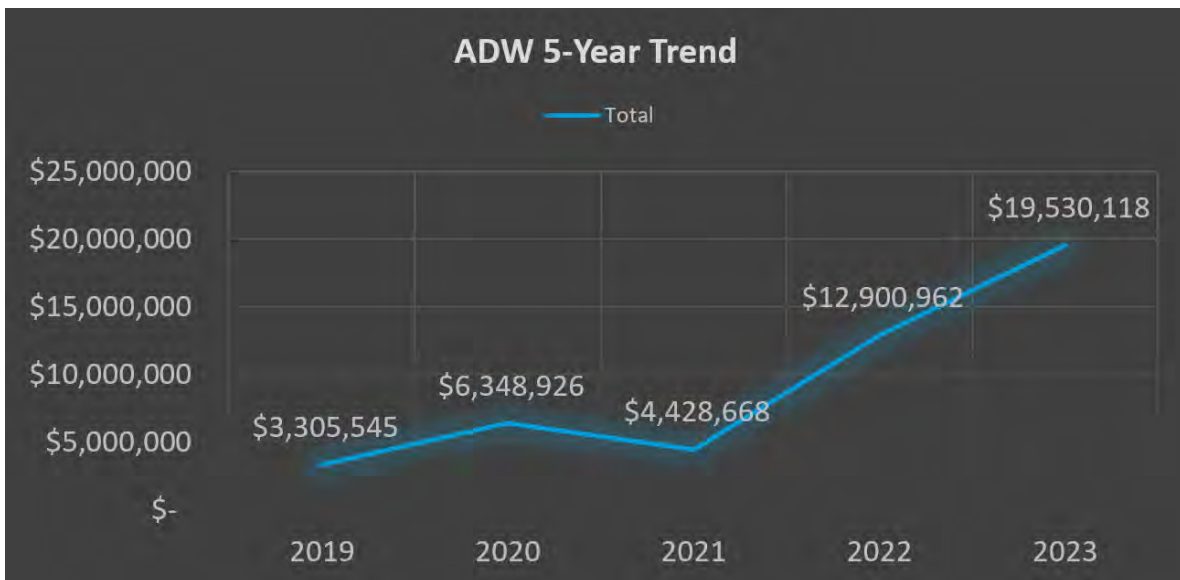
Pari-mutuel

Advance Deposit Wagering (ADW)

Advance Deposit Wagering (ADW) is a method of pari-mutuel wagering in which an individual may establish an account, deposit money into the account, and use the account balance for pari-mutuel wagering.

ADW operators are authorized under Iowa Code Chapter 99D.11, and have been operating in Iowa since 2012. 2023 had four active ADW licensees in Iowa: ODS Technologies L.P. d/b/a TVG Network; Xpressbet, LLC.; Churchill Downs Technology Initiatives Company d/b/a TwinSpires.com; and Premier Turf Club LLC.

Type of Handle	TVG	Xpressbet	TwinSpires	Premier Turf Club
Prairie Meadows	\$190,728	\$57,017	\$193,462	\$1,160
Non-Prairie Meadows	\$4,759,564	\$3,225,710	\$11,054,609	\$47,868
Total	\$4,950,292	\$3,282,727	\$11,248,071	\$49,028



Note:

- Handle numbers are reported by each licensee.
- All operators were active all year for the first time in 2023.

Pari-mutuel

Wagering Statistics

Live Racing		
Total Handle on Track	Track Takeout	Total Purses Paid
\$3,724,496	\$490,286	\$19,967,174

Simulcast Import Activity			
Licensee Name	Number of Performances with Wagers	Handle	Takeout
IA HISA	3,418	\$3,610,426	\$718,787
Prairie Meadows	7,118	\$7,328,533	\$1,509,877
Horseshoe	5,244	\$6,484,335	\$1,276,809

Simulcast Export Handle	
Prairie Meadows	\$37,566,621

Note: Prairie Meadows and Horseshoe received greyhound and horse simulcasting from January 1, 2023 through December 31, 2023.

Voluntary Self-Exclusion Program

More than ten thousand individuals have enrolled in the statewide self-exclusion program since it was created in 2004. Through the program, a person can exclude themselves from wagering with licensees or entering the gaming areas of state licensed entities.

Total Self-Exclusions <small>As of 12/31/2023</small>	
Enrolled for Lifetime	6,220
Enrolled for 5 years	2,546
Total Enrolled	8,766

2023 Enrollments	
Lifetime Enrollments	152
5-Year Enrollments	514
Total Enrolled	666

The statewide self-exclusion program has undergone several changes since it began. At its inception a person could self-exclude for life. Beginning July 1, 2017, a person could self-exclude for either five years or life. At the same time, a person who enrolled prior to July 1, 2017 became able to revoke their enrollment if they had been self-excluded for at least five years.

2023 Expirations & Revocations	
Expired 5-Year Terms	614
Successful Revocations	233
Ineligible Revocations	192

Note: 27% of revocation requests were unable to be processed. Of those, 91% were not found to be a statewide self-exclusion and 9% were duplicates.

Economic Impact

Employment & Payroll



EMPLOYMENT OPPORTUNITIES

EMPLOYMENT

- 7,048 people were employed with Iowa licensed casinos & racetracks.
- 5,265 were Iowans (74.70%).



PAYROLL

- The total payroll (salary & benefits) of licensed casinos and racetracks in 2023 was \$284,614,925.

Note:

- Employment numbers are based on operator payroll audits and represent the number of active employees at year-end.
- Payroll numbers are reported by the industry.

Historical Timeline

1983-2023

1983	<ul style="list-style-type: none"> • Iowa Legislature passed the Pari-Mutuel Wagering Act, allowing qualified non-profits to apply for a license to conduct pari-mutuel wagering on horse and dog racing. • The Governor appointed the first Racing Commission.
1985	<ul style="list-style-type: none"> • Greyhound and harness racing began.
1989	<ul style="list-style-type: none"> • Horse racing began. • Legislation allowed pari-mutuel wagering on simulcast races received by a licensed pari-mutuel facility conducting a minimum number of live performances. • Legislation allowed the Commission to issue licenses to qualified sponsoring organizations to conduct gambling games on excursion gambling boats and operators of excursion gambling boats in counties where approved by the electorate by referendum.
1991	<ul style="list-style-type: none"> • First riverboat casino began operation in Dubuque.
1992	<ul style="list-style-type: none"> • Legislation removed the live performance requirement for simulcast wagering at pari-mutuel facilities.
1994	<ul style="list-style-type: none"> • Significant changes were made to gaming law, including the following: <ul style="list-style-type: none"> ◇ Simulcast legislation was amended requiring at least 60 performances of nine live races each day of the season in order for simulcasting to occur. ◇ Raised the legal gambling age from 18 to 21. ◇ Allowed certain gambling games at racetrack enclosures existing on January 1, 1994, subject to a local referendum. ◇ Eliminated the prohibition against gambling while dockside. ◇ Allowed licensees to conduct gambling on a 24-hour-a-day basis. ◇ Removed the \$200/day loss and the maximum \$5 hand/wager. • Live greyhound racing ceased at Waterloo Greyhound Park.
1995	<ul style="list-style-type: none"> • Legislation required the Commission to cooperate with the Iowa Gambling Treatment Program and incorporate information regarding the program in printed materials.
2004	<ul style="list-style-type: none"> • Legislation created the County Endowment Fund, in which one-half of one percent of adjusted gross revenue from the gaming tax is distributed to counties that do not have a regulated facility. • Legislation established a voluntary self-exclusion program, whereby individuals may voluntarily ban themselves from all facilities for life. • Change in legislation allowed for racetrack enclosures to offer table games. • Change in legislation allowed excursion gambling boats to be located or operated on a natural or man-made lake or reservoir.
2007	<ul style="list-style-type: none"> • Legislation enacted allowed gambling structures to be land-based and removed the requirement to be over water.

Historical Timeline

1983-2023

2011	<ul style="list-style-type: none"> • Advance deposit wagering was allowed by the legislature.
2014	<ul style="list-style-type: none"> • Legislation enacted allowed Iowa West Racing Association and Dubuque Racing Association to maintain a license to conduct gambling games without the requirement of scheduling performances of live dog races; allowed the Iowa Greyhound Association to apply for a pari-mutuel license to race greyhounds at Dubuque; and established the Iowa greyhound pari-mutuel racing fund under the control of the Commission. • Iowa Greyhound Association began live racing at the Iowa Greyhound Park in Dubuque.
2015	<ul style="list-style-type: none"> • Live greyhound racing ceased at Bluffs Run Greyhound Park in Council Bluffs.
2017	<ul style="list-style-type: none"> • Legislation allowed patrons who had been voluntarily excluded for life from gambling facilities to request revocation of the exclusion if the exclusion had been in place for a minimum of five years.
2018	<ul style="list-style-type: none"> • Legislation transferred management of the self-exclusion program to the Commission.
2019	<ul style="list-style-type: none"> • Legislation was signed authorizing sports wagering and fantasy sports contests under the regulation of the Iowa Racing & Gaming Commission. • Changes were made to the requirements for some QSOs, including a residency requirement, adding non-voting ex officio board members, and allowing for distributions to any 501(c)(19) organization. • Changes were made to the facility audit requirement clarifying that for a licensed subsidiary of a parent company, an audit of the parent company meets the audit requirement.
2020	<ul style="list-style-type: none"> • Changes were made to the setoff program to require the Department of Revenue to administer the program. • Changes were made to the setoff program to require that any event requiring a W-2G form be checked with the setoff program. • Changes were made to prohibit the use of credit cards for sports wagering and fantasy sports contests.
2021	<ul style="list-style-type: none"> • Legislation enacted to exclude promotional play from the definition of adjusted gross receipts. • Legislation modified to allow simulcasting from international locations.
2022	<ul style="list-style-type: none"> • Legislation enacted to allow sports wagers on related events not tied to the event outcome. • Changes in legislation added an alternative simulcast license. • Legislation passed that enacted a 2-year moratorium on new gaming licenses until June 30, 2024. • Legislation enacted to change the occupational license requirements to persons performing the administration, control, and conduct of gambling games and sports wagering. • End of live greyhound racing at Iowa Greyhound Park.
2023	<ul style="list-style-type: none"> • The Horsemen of Iowa Simulcasting Association (IA HISA) began operating in Iowa. Off Track Betting was offered at the three Wild Rose facilities. • The Anti-Doping and Medication Control (ADMC) Program (of HISA), took effect May 22, 2023. At that point, they took control of drug testing for Thoroughbred racing in Iowa.

Statement of Financial Position

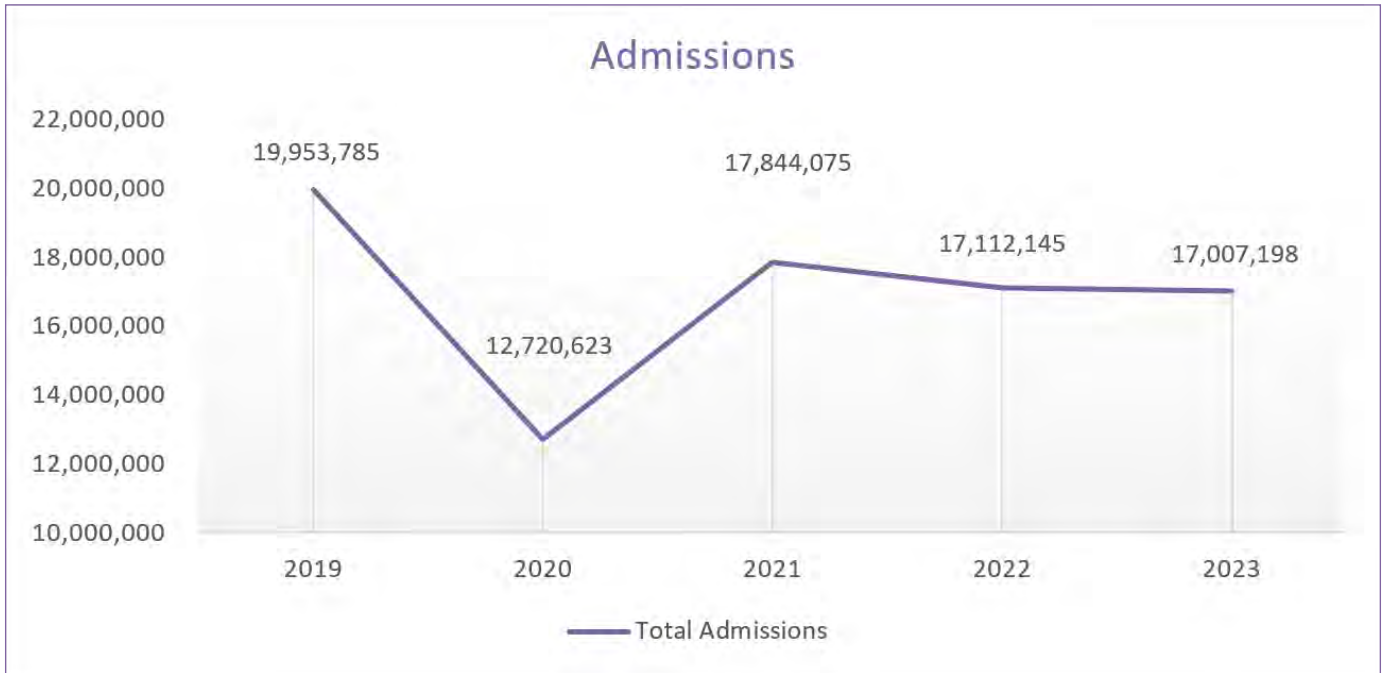
2023

Expenditures	
Salary and Benefits	\$5,178,933
Travel	\$84,474
State Vehicles	\$28,396
Office Supplies/Printing	\$49,326
Communications	\$136,832
Rentals	\$81,109
Professional, Scientific & Outside Services	\$504,580
OCIO/IT Outside Services	\$189,151
Reimbursements to Other Agencies	\$361,921
Equipment	\$100,160
Total	\$6,714,881

Revenues	
Annual Licensing Fees	\$259,105
IRGC and DCI Regulatory Fees	\$17,799,368
Daily License Fee	\$16,000
Occupational License Fees	\$78,370
Manufacturers/Distributors License Fees	\$27,500
Fines	\$508,500
Sports Wagering/Fantasy Sports License Fees	\$200,000
Sports Wagering Tax	\$13,499,312
Fantasy Sports Tax	\$14,001
Pari-Mutuel Tax	\$499,174
Gaming Tax (State)	\$337,754,490
Gaming Tax (City & County)	\$16,835,291
State Miscellaneous Fund	\$3,367,058
Unclaimed Winnings	\$129,569
Other Reimbursements	\$14,375
County Endowment Fund	\$13,468,233
Total	\$404,276,844

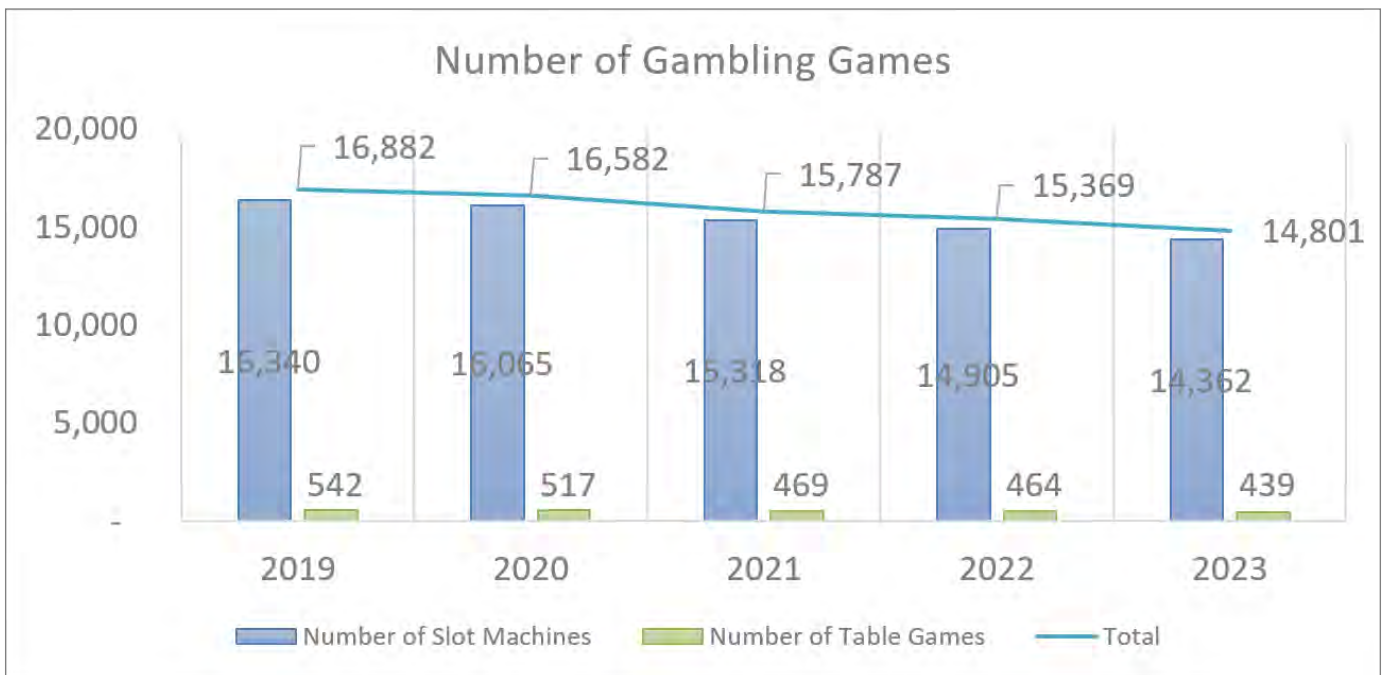
5-Year Comparisons

Admissions and Gambling Game Revenue



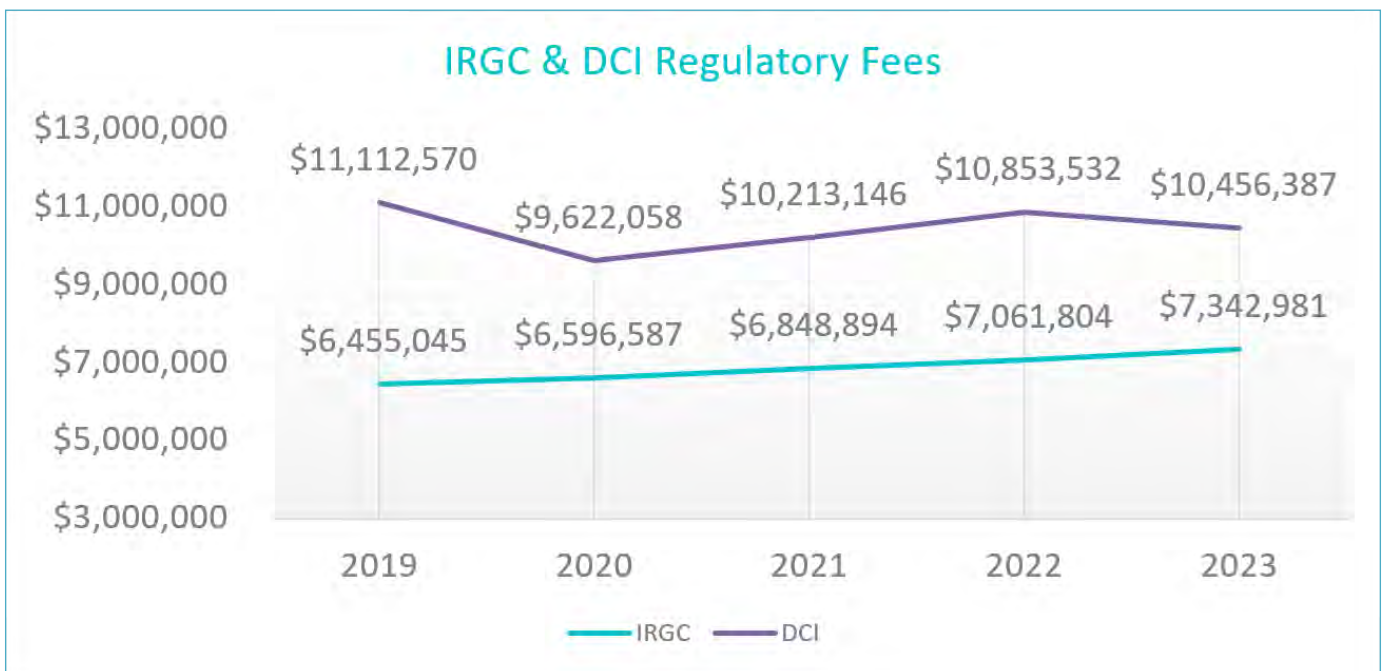
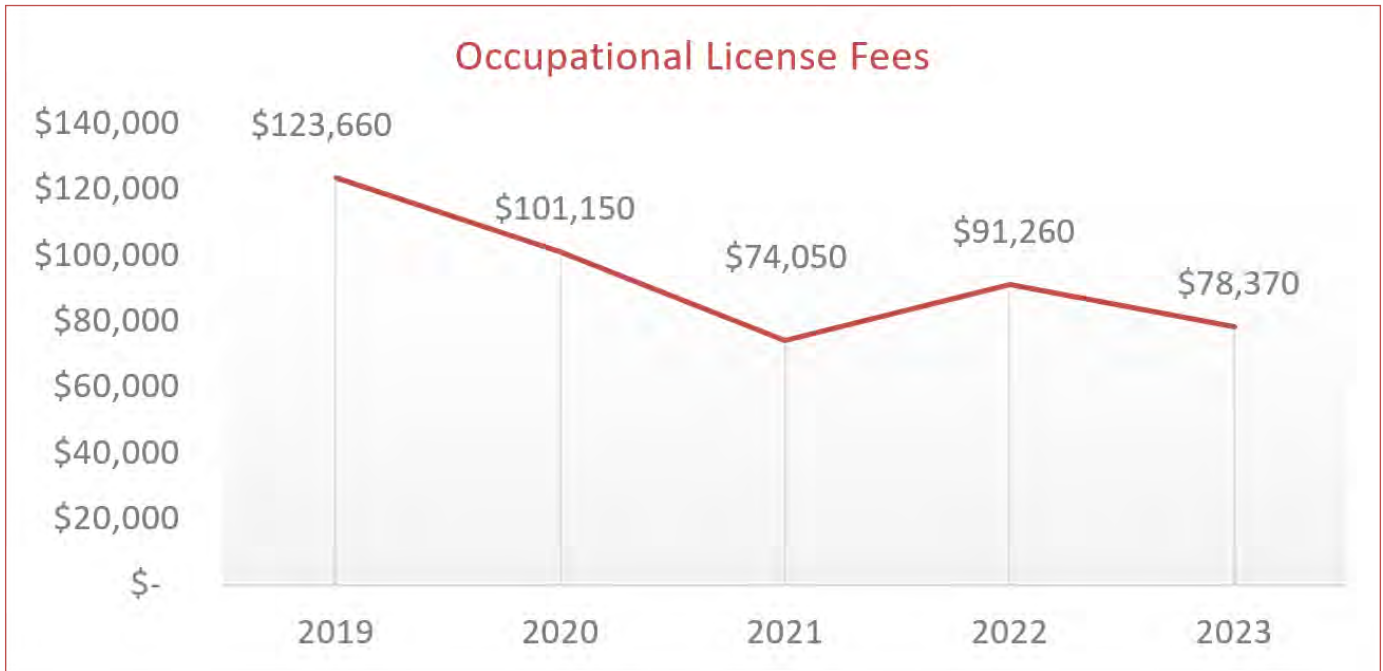
5-Year Comparisons

Gaming Tax & Fines



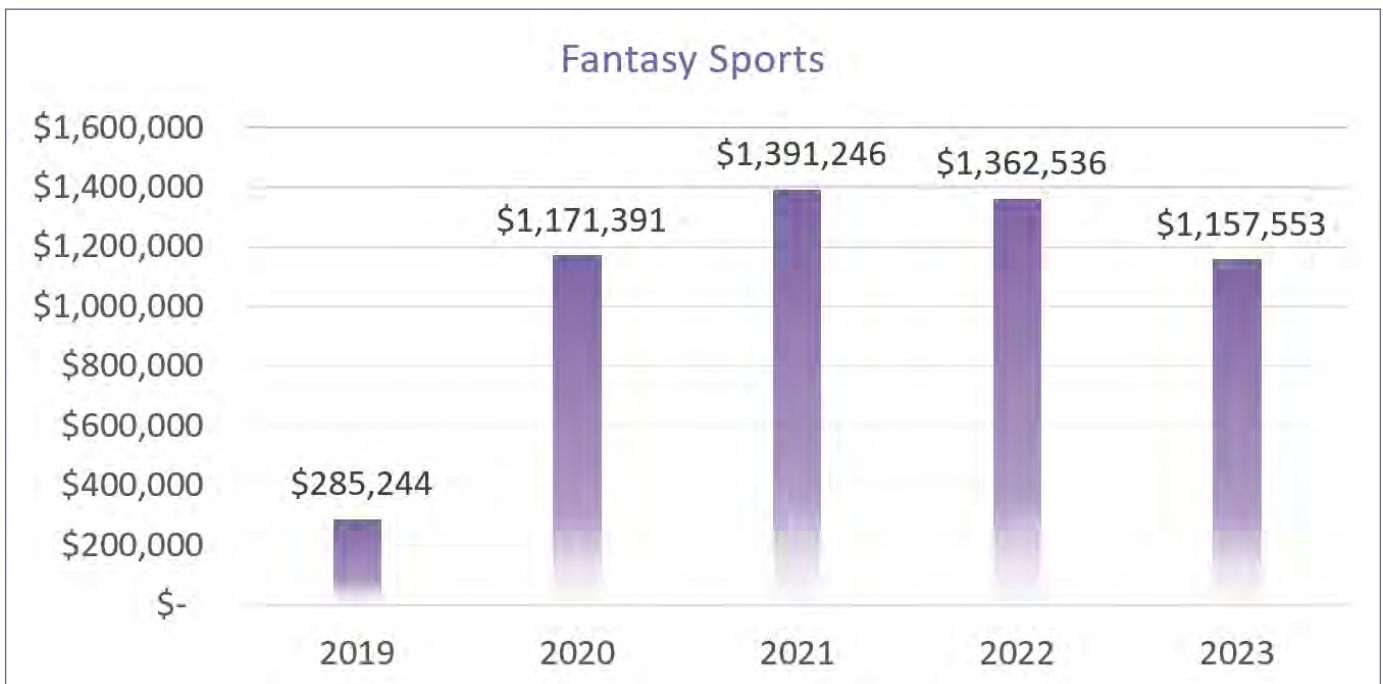
5-Year Comparisons

Fees



5-Year Comparisons

Sports Wagering & Fantasy Sports Revenue



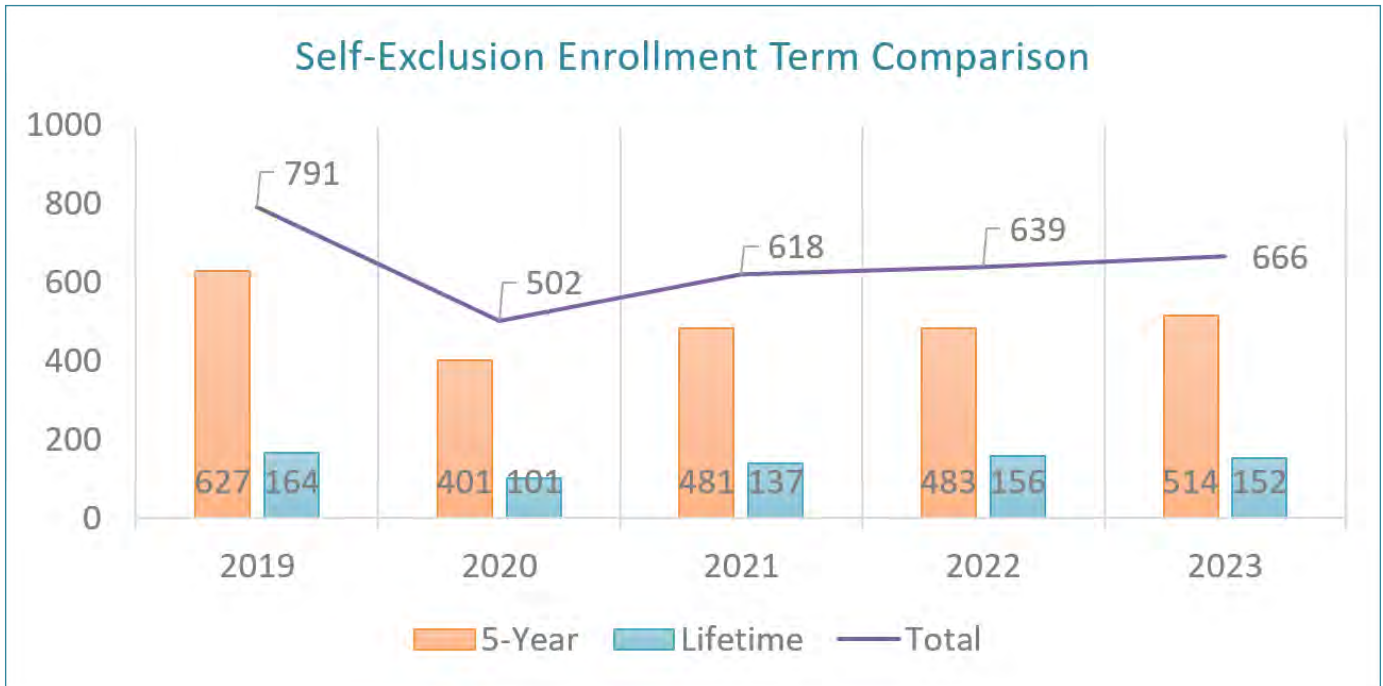
5-Year Comparisons

Sports Wagering & Fantasy Sports Tax



5-Year Comparisons

Self-Exclusion & Number of Gambling Games



Note: As of December 2023.